

# 371-LIT-FLAT

INTEGRATED LED  
LINEAR LIGHTING



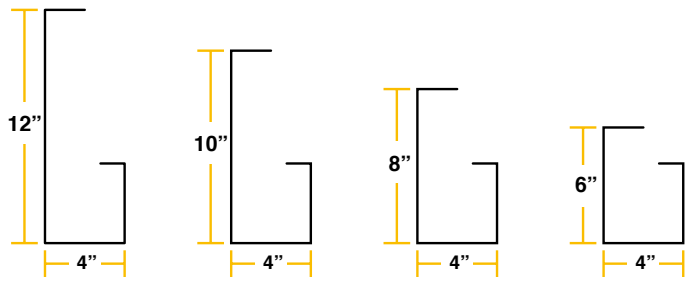
SOLID METAL

## DESCRIPTION

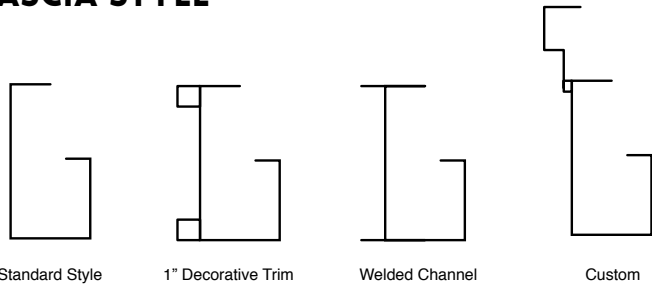
**371-Lit-Flat** is a horizontal sunshade and shelter featuring an integrated LED linear light on the front edge. It also includes an internal gutter system that can drain water from the front or back. Its frame is made from a solid aluminum extrusion giving it a slick seamless look, while its support arms are hinged on either end allowing you to decide the angle that best suits your building. This product can be finished with a raw aluminum look or painted to match your brand or design aesthetic.

1 - Model	<input type="checkbox"/>	371 · Flat
2 - Height	<input type="checkbox"/>	6 · 6" Face
	<input type="checkbox"/>	8 · 8" Face
	<input type="checkbox"/>	10 · 10" Face
	<input type="checkbox"/>	12 · 12" Face
	<input type="checkbox"/>	CU · Custom Height
3 - Fascia Style	<input type="checkbox"/>	SD · Standard Style
	<input type="checkbox"/>	1DT · 1" Decorative Trim
	<input type="checkbox"/>	WC · Welded Channel
	<input type="checkbox"/>	CU · Custom
4 - Decking Style	<input type="checkbox"/>	SS · Standing Seam **
	<input type="checkbox"/>	6R · 3" x 6" Extruded
	<input type="checkbox"/>	FP · Flat Plate
5 - Soffit	<input type="checkbox"/>	MS · Metal Soffit <small>Typicall used for recessed lighting</small>
	<input type="checkbox"/>	WS · Wood Soffit Ready <small>Typicall used for recessed lighting and decorative</small>
5 - LED Strip	<input type="checkbox"/>	1A · 4100K <small>High Output</small>
	<input type="checkbox"/>	2A · 2700K <small>High Output</small>
	<input type="checkbox"/>	2A · Custom

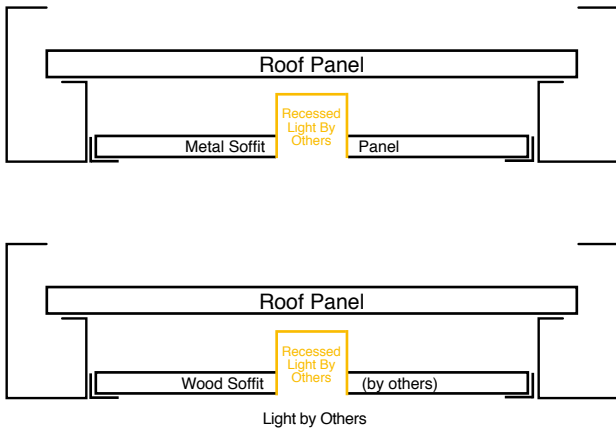
## EXTRUSION HEIGHT



## FASCIA STYLE



## SOFFIT



## DECKING STYLE

